



PREMIUM WILDLIFE AUCTIONS

APP GUIDELINES

www.wildlifeauctions.com



PREMIUM WILDLIFE AUCTIONS APP GUIDELINES

THE PWA SYSTEM EXPLAINED

DID YOU KNOW?

Our online platform is web and app-based and is available on all operating systems.

FIRST THINGS FIRST

Download the Premium Wildlife Auctions App available for iOS, Android and Huawei. Click on the button that is relevant to your mobile device or simply scan the QR code with your smart device.

DIFFERENT TYPE AUCTIONS

The Premium Wildlife Auctions platform provides you with 3 options to host your auction.

1. **Live Auction** – This is your traditional way of hosting an auction where the auctioneer closes the auction lot for lot with an audience. This method allows the bidder to bid online via live streaming in real-time or live on the floor at the auction. A countdown timer on the app indicates to the online bidder that final bids have to be placed before the auctioneer then closes the lot after the timer has run out.
2. **Livestream Auction** – Livestream auctions do not differ a lot from a Live Auction. There will be an auctioneer who still closes the auction lot for lot via Livestream, but no audience is involved at the auction. Bidding will only be done by telephone bidding or online bidding. The same principle for the countdown timer applies to a Livestream Auction.
3. **Timed Auction/Flash Sale** – This is purely an online auction. There is no auctioneer involved as it is a platform-based auction. Lots close in staggered intervals starting from a specific time and remain open for an undisclosed duration depending on the activity of each lot. There is a two-minute rule that applies. This simply means that when a bid is placed in the final two minutes before the lots closing time, the timer will extend by another 2 minutes to prevent bidders from losing out and to keep the bidding transparent and fair.

ONLINE AUCTION REGISTRATION PROCESS

The process to register online for any of the above-mentioned auction types remains the same. Simply create a user profile (one time only!) and click on 'Register to bid' for the relevant auction. You will receive a unique bidder number. Simply collect your bidder card from the registration table should you attend the auction. No paper, no scans, no waiting in line!

IMPORTANT TO REMEMBER

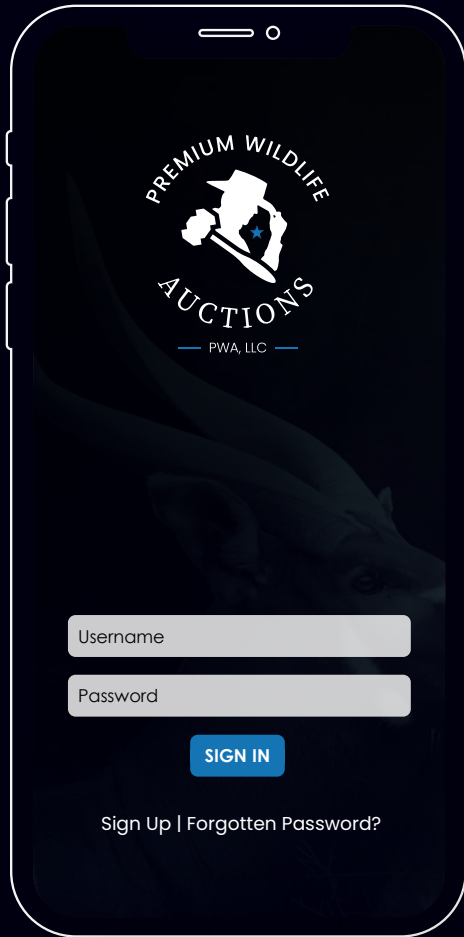
- Ensure your device's time settings is synced to international GMT -6.
- Always check your connectivity.
- Refresh regularly.



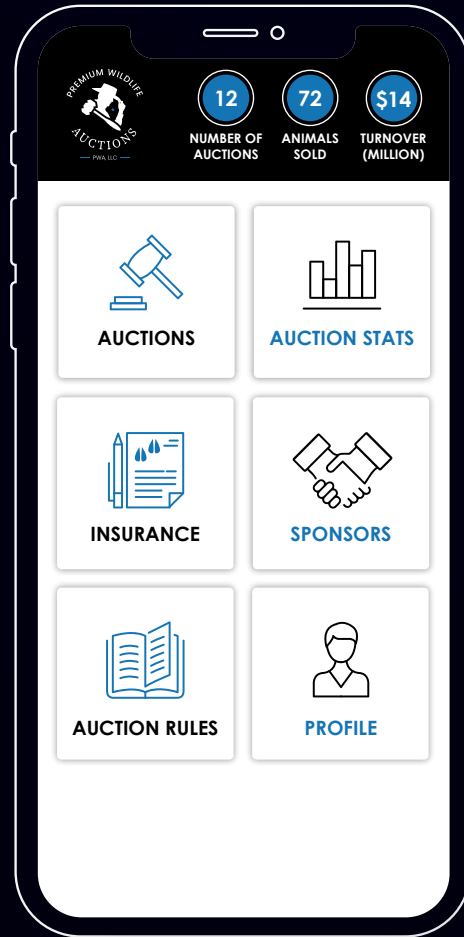
In case of a query please email: info@wildlifeauctions.com



PREMIUM WILDLIFE AUCTIONS APP GUIDELINES



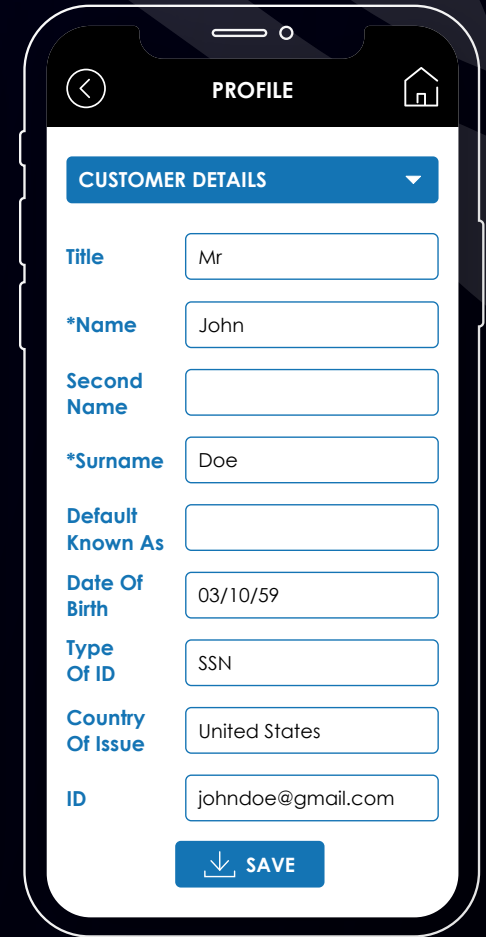
1 Sign in or create a profile if you are a first time buyer



2 Easy navigation on the Home screen



3 Register to bid ahead of any listed auction online at your convenience

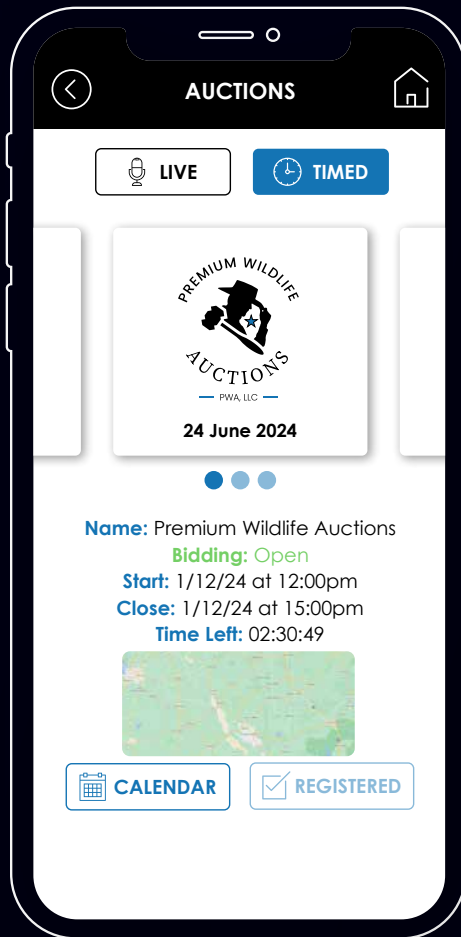


4 Update your profile at any time that suits you

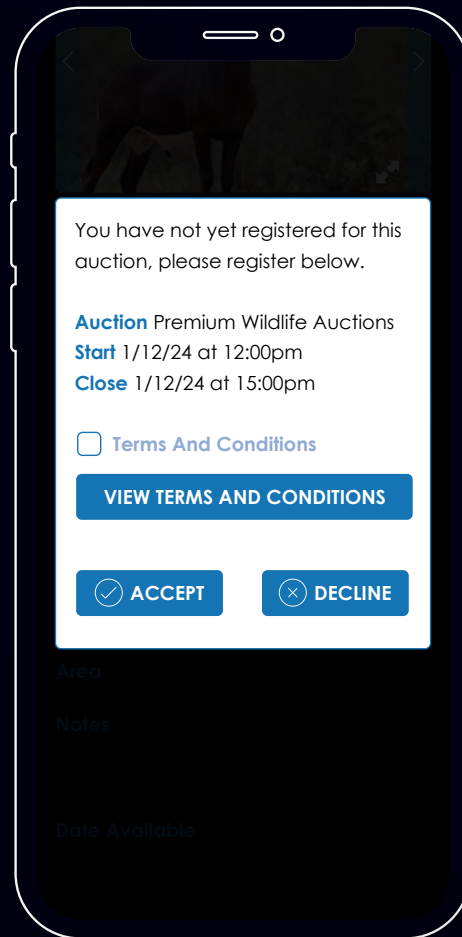
In case of a query please email: info@wildlifeauctions.com



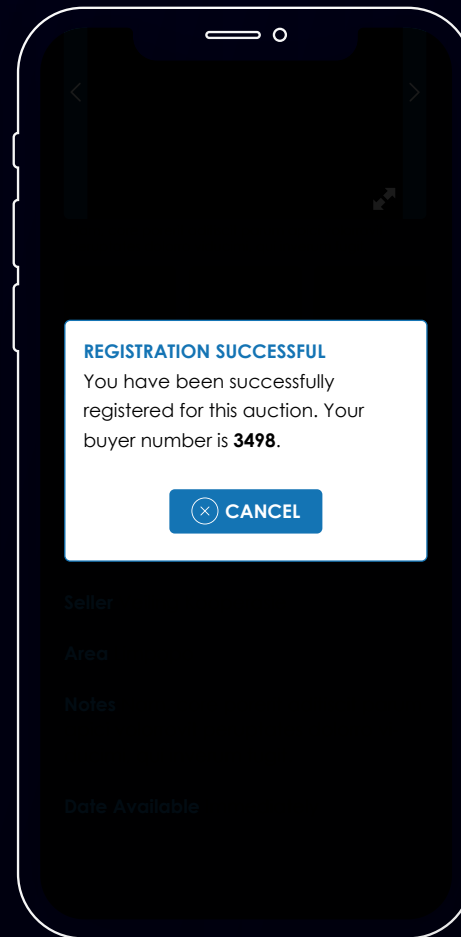
PREMIUM WILDLIFE AUCTIONS APP GUIDELINES



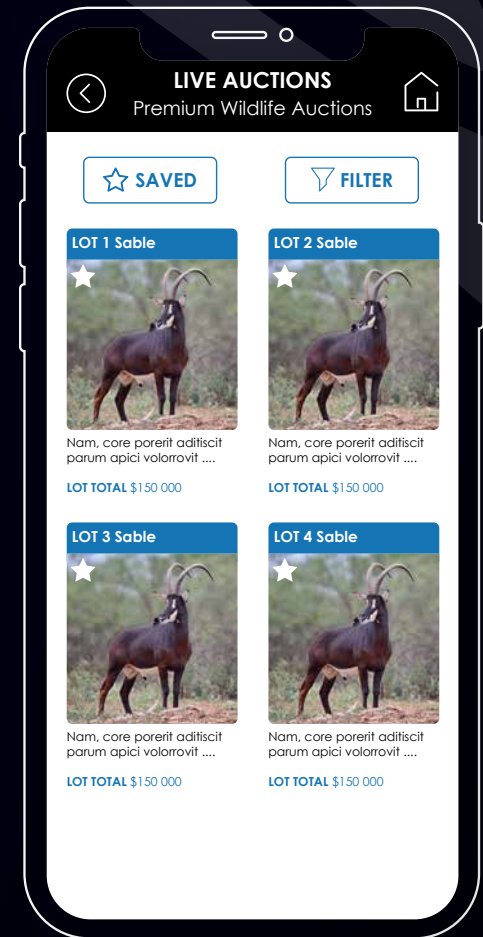
5 Navigate between Live and Timed auctions to register or view the auction offering. Click on the map to get directions to the auction venue where applicable



6 Register, choose a username and accept the terms and conditions



7 Your bidder number will be displayed on your screen and will also be sent to you by and SMS and email

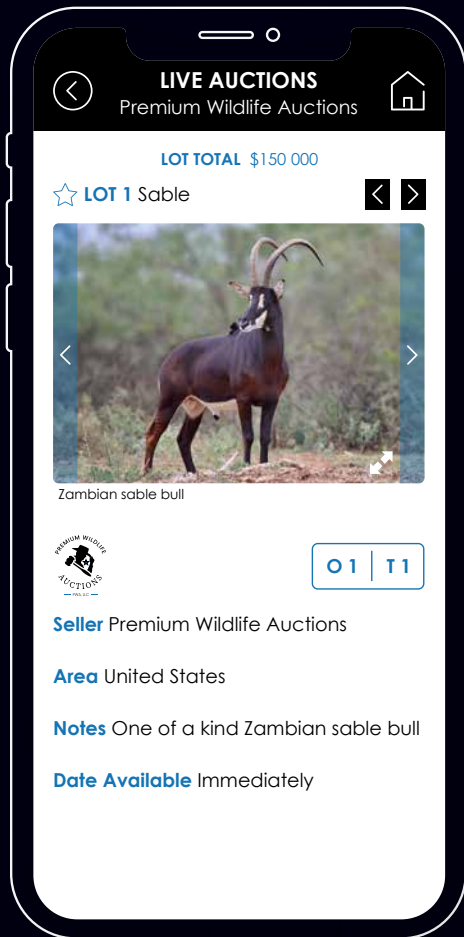


8 Browse through the auctions offering and choose to favourite lots by clicking on the star

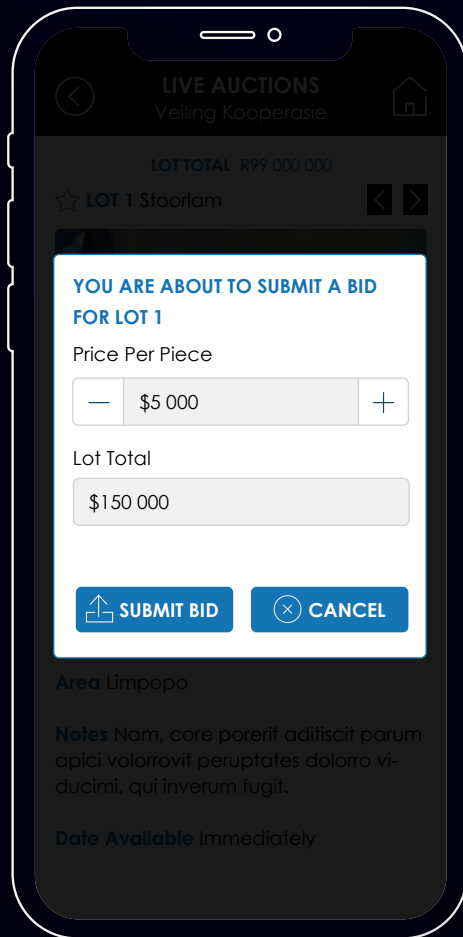
In case of a query please email: info@wildlifeauctions.com



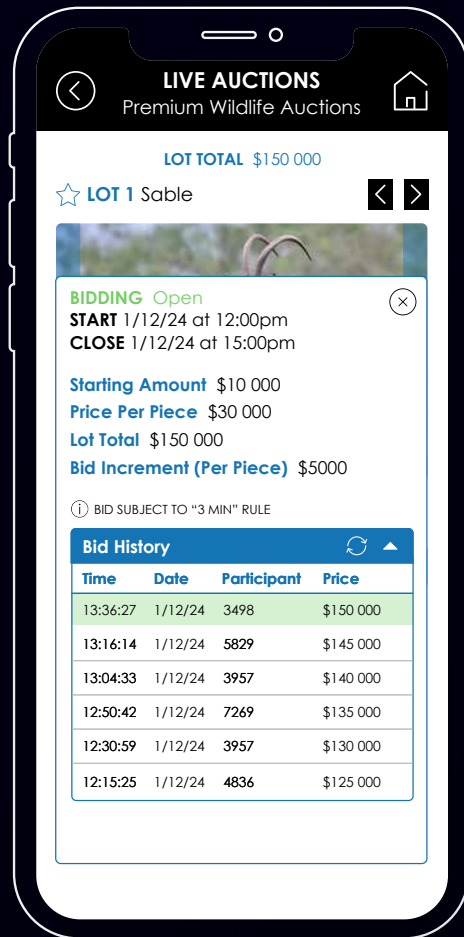
PREMIUM WILDLIFE AUCTIONS APP GUIDELINES



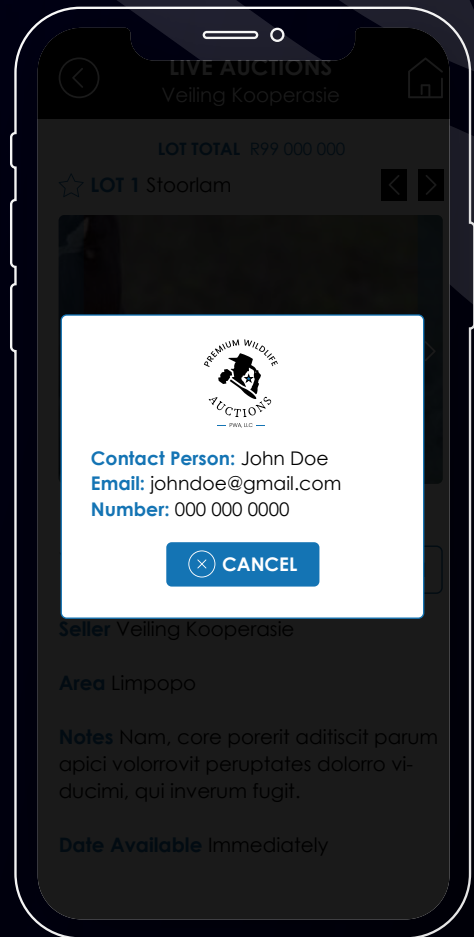
9 Click on lot to view more detail and images. Easily toggle between various items to view their information



10 Place your bid in multiples of the set bid increment



11 Click on Bid info to view bid history. Always refresh to ensure you see the latest information



12 Click on the breeder logo to view their contact details

In case of a query please email: info@wildlifeauctions.com

